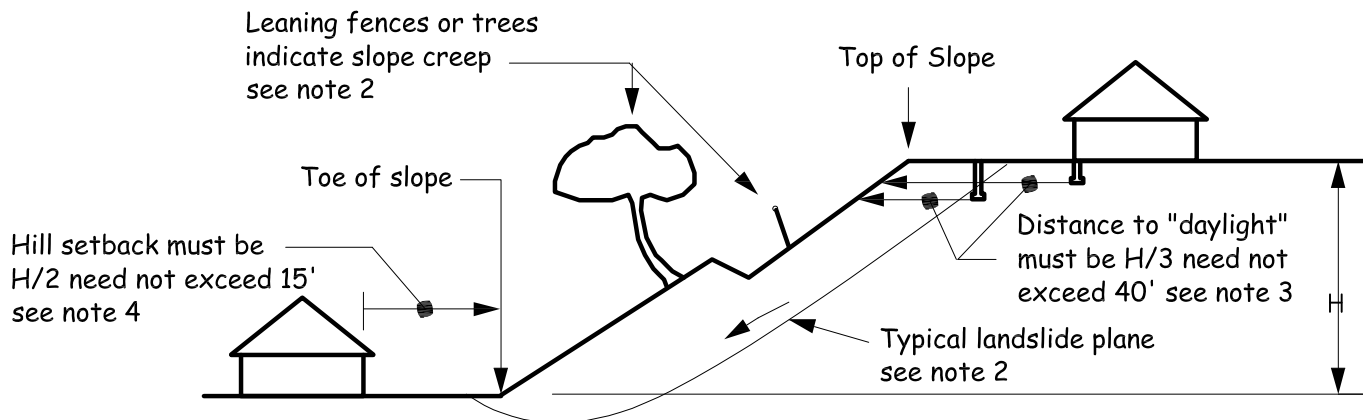


1. **Purpose:** The purpose of this information is to provide general guidance on minimum code requirements related to hillside construction. It summarizes but does not replace the California Building Code (CBC). Building codes may be reviewed at your Building and Safety office.

2. **General:** Hillsides are often subject to landsliding and downhill creep of surface soil layers. Either can undermine the foundation of your house causing unsightly cracking in the least case, or causing the complete and sudden loss of the entire structure with loss of life in the worst case. For this reason the CBC requires that foundations near the top of slopes be deepened to increase their distance from the slope face. Landslides and mudflows have obliterated structures that have been built at the base of hillsides without due regard for these hazards. For these reasons the code requires that buildings be built a distance away from the base of hillsides (toe of slope). Hillsides can be in a state of constant movement and there may be no apparant indication of movement to the un-trained eye. Slopes can begin moving suddenly after many years of stability. Where there is any question of stability an engineering geologist or soil engineer should be consulted.

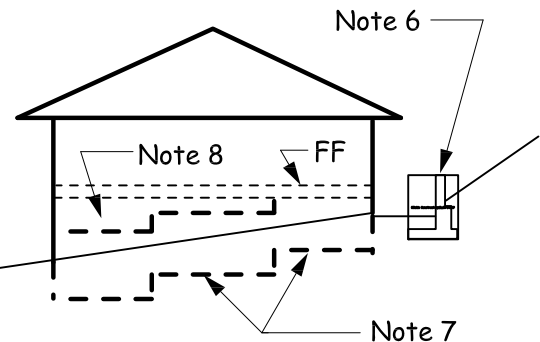


3. **Setback from top of slope:** The bottom of the foundation must be setback from the face of the slope (measured horizontally) a minimum of one third the vertical height of the hillside with a maximum required setback of 40 feet. Note that the location of property lines, fences, etc. does not matter. The height of the hill matters.

4. **Setback from the toe of the slope:** The face of structures must be set back from the toe of the slope a minimum of one half of the height of the slope with a maximum required setback of 15 feet. Note that the location of property lines, fences, etc. does not matter. The height of the hill matters.


5. **Alternatives:** Alternative setbacks may be provided where a report by a registered engineering geologist or soils engineer indicates that the structure will be stable.

6. **Protection:** Setbacks from the toe of slopes can often be reduced by installing a protective retaining wall either as a part of the structure or separate from it. Such walls must be designed by an engineer to withstand the impact of mudslides.



7. **Foundations:** Foundations must be stepped where the ground slopes greater than 1 foot vertical in 10 feet horizontal.

8. **Cripple walls:** Cripple walls supporting more than one floor above must be 3x4 or 2x6 where they are greater than 4 feet high. Cripple walls whose studs would be less than 14 inches long are not allowed. Such short walls must be framed with solid blocking. Cripple walls must be braced like any other wall.



HILLSIDE CONSTRUCTION

**HELP FOR THE HOMEOWNER
ADELANTO BUILDING AND SAFETY**

Patrick Carroll

10/6/09

Building Official:

Date

Date: 01/31/08

Sheet 1 of 1

B803