

MASONRY FENCE

COMBINATION FENCE

GENERAL NOTES

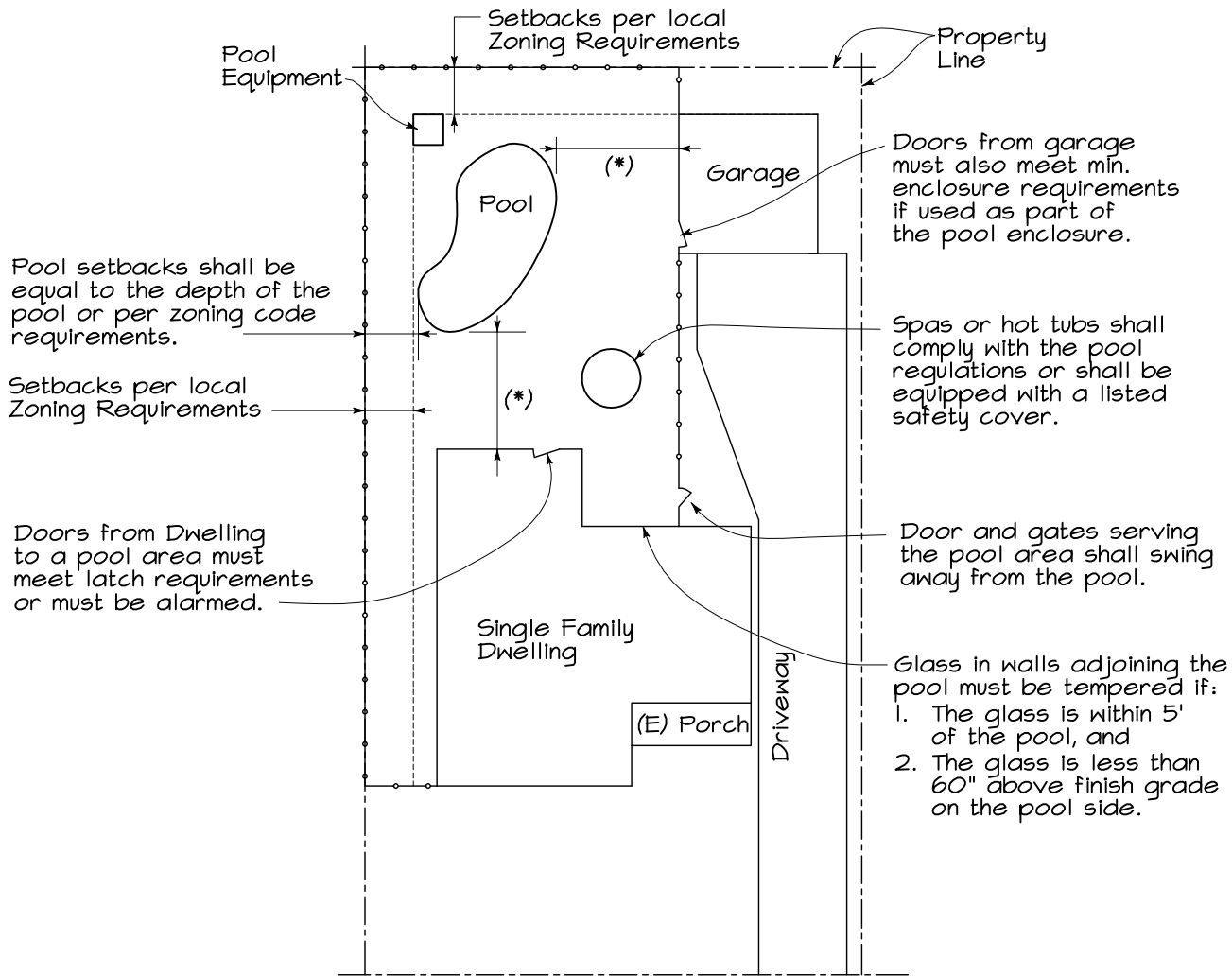
1. The top of the barrier shall be at least 60 inches above the grade measured on the side of the barrier which faces away from the swimming pool.
2. All required fencing shall be constructed so as to limit the climb-ability of the fencing. Any decorative design work on the side away from the swimming pool, such as protrusions, indentations or cutouts, which render the barrier easily climbable, is prohibited. The fence must be free of gaps or voids which allow passage of a sphere equal to or greater than 4 inches in diameter.
3. Any access gates to the enclosure shall open away from the pool and be self-closing with a self-latching device placed no lower than 60 inches above the ground. Any other gates shall be equipped with lockable hardware or padlocks and shall remain locked at all times when not in use.
4. Access gates and door from a garage shall be self-closing and have a self-latching device. Where the release mechanism of the self-latching device is located less than 60 inches from the bottom of the gate, the release mechanism shall be located on the pool side of the barrier at least 3 inches below the top of the gate, and the gate and barrier shall have no opening greater than 1/2 inch within 18 inches of the release mechanism.
5. Alarms shall be installed on all doors from the house with direct access to the pool, unless equipped with a self-closing and self-latching device located not less than 54 inches above the floor. The alarm shall sound continuously for a minimum of 30 seconds at 85 dBA and reset automatically. The alarm shall be equipped with a manual touch pad or switch, located at least 54 inches above the floor, for temporary deactivation of the alarm for single opening not to exceed 15 seconds.



SWIMMING POOL ENCLOSURES/BARRIERS

**HELP FOR THE HOMEOWNER
ADELANTO BUILDING AND SAFETY**

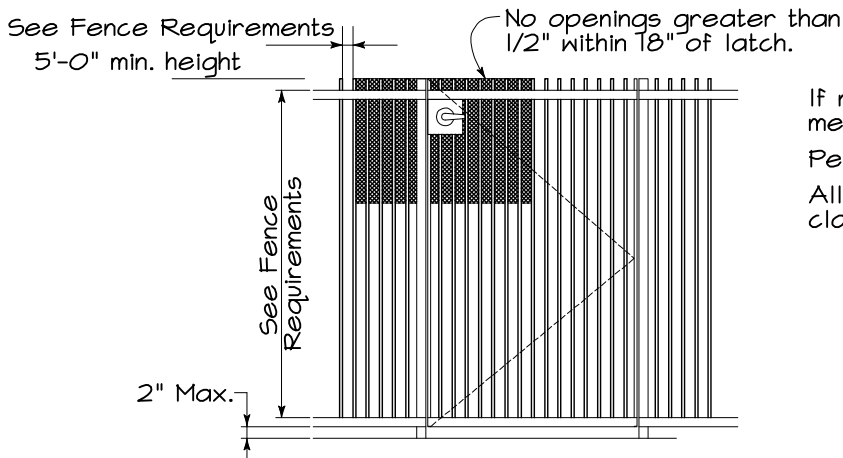
Patrick Carroll 10/6/09
Building Official Date
Date: 1/1/09 Sheet 1 of 2 B301



1234 S. RIVERSIDE DR.


PLOT PLAN

(*) The pool may be closer if engineering calculation and plans, and zoning code permit.



POOL GATE

If release is less than 60 above grade the mechanism is allowed on pool side only.
 Pedestrian gates shall swing away from the pool.
 All gates to the pool enclosure shall be self-closing and self-latching.



SWIMMING POOL ENCLOSURES/BARRIERS

**HELP FOR THE HOMEOWNER
 ADELANTO BUILDING AND SAFETY**

Patrick Carroll
 Building Official

10/6/09
 Date

Date: 1/1/09

Sheet 2 of 2

B301